



**Thermal Image Monocular
Falcon 2.0 Series (V5.5.128build250722)
Condor 2.0 Series (V5.5.128build250722)
Release Notes**

TABLE OF CONTENTS

Chapter 1 Introduction.....	1
Chapter 2 Optimizations	2
2.1 New APP Connection Steps	2
2.1.1 Added Remote Access function	2
2.1.2 Added PIN Code Confirmation when Connecting to Sight App.	3
2.1.3 Customizable Hotspot Password.....	3
2.2 Added Screen Lock Function.....	3
2.2.1 Set Screen Lock Passcode.....	3
2.3 Other Updates	4

Chapter 1 Introduction

This document introduces new features and optimizations in V5.5.128 firmware version of the products.

Version Information

Item	Description
Firmware Version	V5.5.128build250722
Models	Falcon 2.0: FQ35 2.0; FQ50 2.0; FQ50L 2.0 Condor 2.0: CQ35L 2.0; CQ50L 2.0
Mobile Client	HIKMICRO Sight, V2.6.7 and above

Chapter 2 Optimizations

These firmware adjustments align with the updated requirements of the CE RED Directive (2014/53/EU) and the EN 18031 standard. These regulations focus on improving network security, personal data privacy, and fraud prevention for wireless equipment in the EU market. EN 18031, developed by CEN and CENELEC, ensures compliance with RED Article 3.3(d), (e), and (f), fostering consumer trust through enhanced cybersecurity:

Article 3.3(d) radio equipment does not harm the network or its functioning nor misuse network resources, thereby causing an unacceptable degradation of service.

Article 3.3(e) radio equipment incorporates safeguards to ensure that the personal data and privacy of the user and the subscriber are protected.

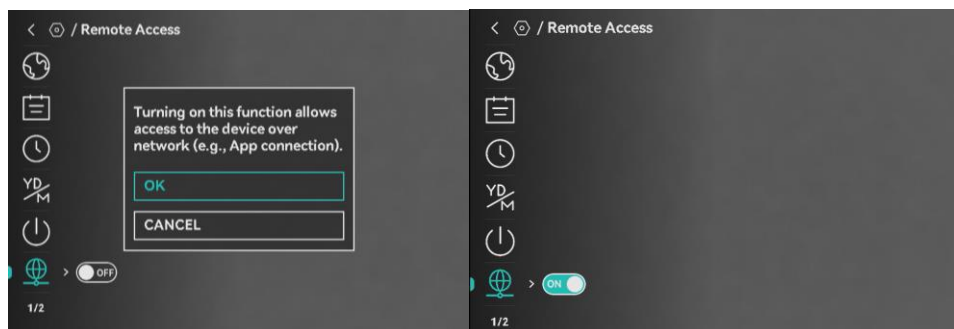
Article 3.3(f) radio equipment supports certain features ensuring protection from fraud.

2.1 New APP Connection Steps

This update adds enhanced security features for remote connection scenario.

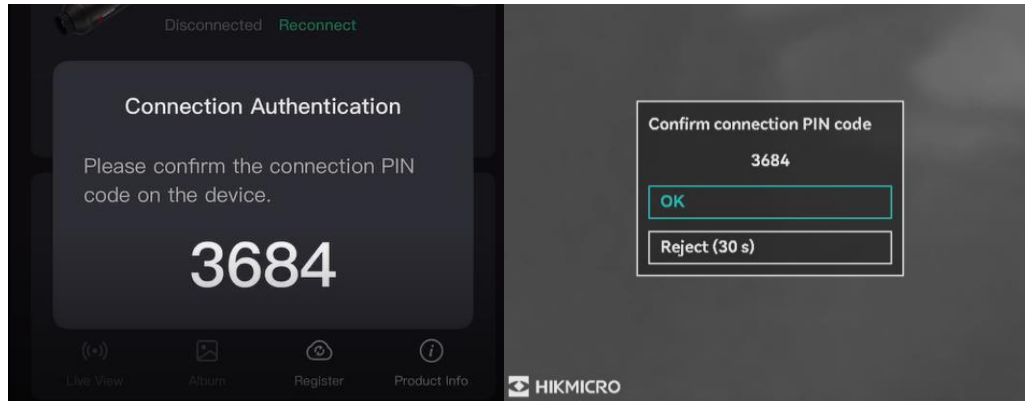
2.1.1 Added Remote Access function

- Remote Access, which was previously enabled by default, has been added as a setting in the menu in this version. Only when it is enabled can users connect the App to the device.
- Upon first startup after firmware update, the device will display a setup prompt to enable or disable **Remote Access** function.
- You can also enter the menu and navigate to **Advanced Settings > General Settings > Remote Access** to enable or disable the function.



2.1.2 Added PIN Code Confirmation when Connecting to Sight App.

- When you first time connect your phone to the device's hotspot and open the Sight App after update, a Connection PIN Code will appear on both your phone and the device.
- Choose OK to confirm the PIN Code on the device to establish the connection. Once connected, you can view and control the device's interface directly from your phone.




2.1.3 Customizable Hotspot Password

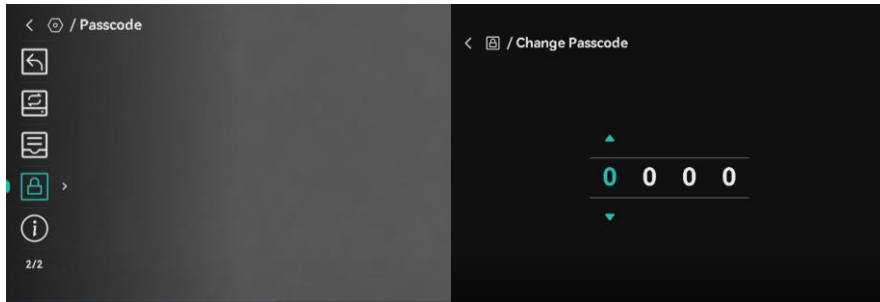
- When the device is connected to your phone, you can customize the hotspot password via the HIKMICRO Sight app > **Device Info** page.
- Password requirements:
 - Must be 8 characters.
 - Uppercase letters, lowercase letters, and numbers are supported.
- The hotspot password customized will be erased when you reset the device.


2.2 Added Screen Lock Function

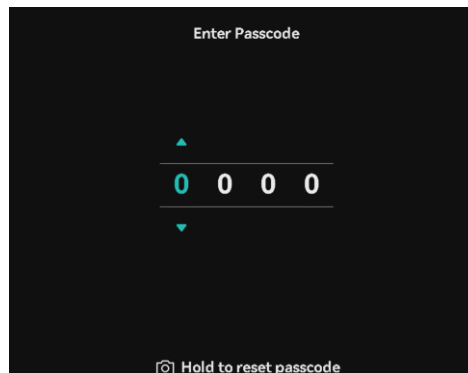
You can now set a passcode to lock the device screen to avoid unauthorized access to the device.

2.2.1 Set Screen Lock Passcode

- The Screen Lock function is off by default. You can enter the menu, and go to **Advanced Settings > General Settings > Passcode**  to enable it.
- When passcode is enabled, you can customize a 4-digit numeric passcode in the configuration interface.



- By setting that up, you need to enter the passcode when the device is powered on or woken up from standby mode. If you forget the passcode, you can hold  to reset it on the lock screen. This operation requires a factory reset to the device.





- The screen lock passcode will be erased when you reset the device.

2.3 Other Updates

- Added **Operation Log** on **Sight App > Device Info** page allowing user to better monitor and track security.
- Now device won't show itself as USB disk connecting to PC when it's off or the screen is locked.
- Added Security Version & Redline info on the **Advanced Settings> General Settings > Version** Page.
- Newly support **Format** function to format SD card memory



 Hikmicro Hunting.Global

 Hikmicro Hunting.Global

 HIKMICRO Outdoor

 HIKMICRO

 www.hikmicrotech.com

 support@hikmicrotech.com